

Quadrant: S
Section: 10
Sublot: 1

Laboratory Diary

General Description of Mix and Materials

Design Method: WMA
 Compactive Effort: 80 gyrations
 Binder Performance Grade: 76-22
 Modifier Type: Foam
 Aggregate Type: Grn/Sand/Lms
 Design Gradation Type: Fine

Avg. Lab Properties of Plant Produced Mix

Sieve Size	Design	QC
25 mm (1"):	100	100
19 mm (3/4"):	100	100
12.5 mm (1/2"):	100	100
9.5 mm (3/8"):	100	100
4.75 mm (#4):	78	81
2.36 mm (#8):	60	60
1.18 mm (#16):	46	47
0.60 mm (#30):	31	32
0.30 mm (#50):	16	17
0.15 mm (#100):	10	10
0.075 mm (#200):	5.8	6.7
Binder Content (Pb):	5.8	6.1
Eff. Binder Content (Pbe):	5.1	5.5
Dust-to-Binder Ratio:	1.1	1.2
Rice Gravity (Gmm):	2.483	2.471
Avg. Bulk Gravity (Gmb):	2.384	2.390
Avg Air Voids (Va):	4.0	3.3
Agg. Bulk Gravity (Gsb):	2.667	2.671
Avg VMA:	15.8	16.0
Avg. VFA:	75	80

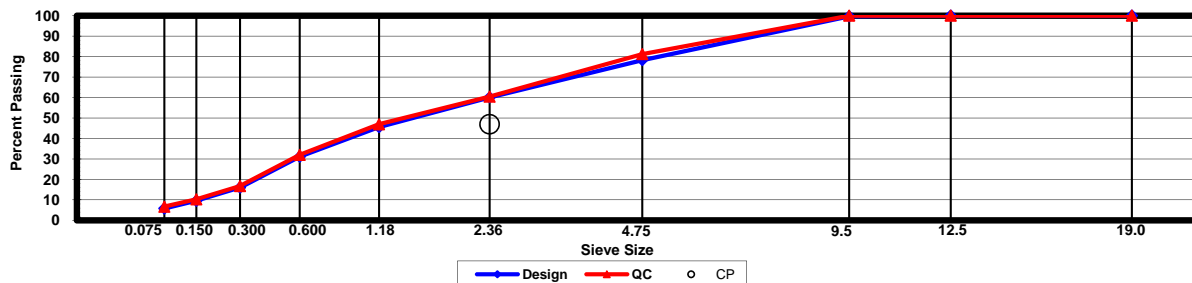
Construction Diary

Relevant Conditions for Construction

Completion Date: July 16, 2009
 24 Hour High Temperature (F): 92
 24 Hour Low Temperature (F): 74
 24 Hour Rainfall (in): 0.00
 Planned Subot Lift Thickness (in): 1.3
 Paving Machine: Roadtec

Plant Configuration and Placement Details

Component	% Setting
Asphalt Content (Plant Setting)	6.5
89 Columbus Granite	36.0
8910 Opelika Limestone Screenings	23.0
M10 Columbus Granite	13.0
Shorter Coarse Sand	28.0
As-Built Sublot Lift Thickness (in):	1.3
Total Thickness of All 2009 Sublots (in):	7.0
Approx. Underlying HMA Thickness (in):	0.0
Type of Tack Coat Utilized:	NTSS-1HM
Target Tack Application Rate (gal/sy):	0.04
Approx. Avg. Temperature at Plant (F):	275
Avg. Measured Mat Compaction:	92.3%



General Notes:

- 1) Mixes are referenced by quadrant (E=East, N=North, W=West, and S=South), section # (sequential) and subplot (top=1);
- 2) The total HMA thickness of all structural study sections (N1-N11 and S8-S12) ranges from 5-3/4 to 14 inches by design;
- 3) All non-structural sections are supported by a uniform perpetual foundation in order to study surface mix performance;
- 4) SMA and OGFC refer to stone matrix asphalt and open-graded friction course, respectively; and
- 5) All liquid asphalt purchased for use in Track reconstruction contained LOF 6500 antistripping additive at a rate of 0.5 percent

Quadrant: S
Section: 10
Sublot: 2

Laboratory Diary

General Description of Mix and Materials

Design Method: WMA
 Compactive Effort: 80 gyrations
 Binder Performance Grade: 76-22
 Modifier Type: Foam
 Aggregate Type: Lms/Sand/Grn
 Design Gradation Type: Fine

Avg. Lab Properties of Plant Produced Mix

Sieve Size	Design	QC
25 mm (1"):	100	99
19 mm (3/4"):	93	96
12.5 mm (1/2"):	82	89
9.5 mm (3/8"):	71	80
4.75 mm (#4):	52	60
2.36 mm (#8):	45	48
1.18 mm (#16):	35	39
0.60 mm (#30):	24	27
0.30 mm (#50):	12	14
0.15 mm (#100):	7	9
0.075 mm (#200):	3.9	5.3
Binder Content (Pb):	4.7	4.7
Eff. Binder Content (Pbe):	4.1	4.1
Dust-to-Binder Ratio:	0.9	1.3
Rice Gravity (Gmm):	2.575	2.550
Avg. Bulk Gravity (Gmb):	2.472	2.433
Avg Air Voids (Va):	4.0	4.6
Agg. Bulk Gravity (Gsb):	2.737	2.706
Avg VMA:	13.9	14.3
Avg. VFA:	71	68

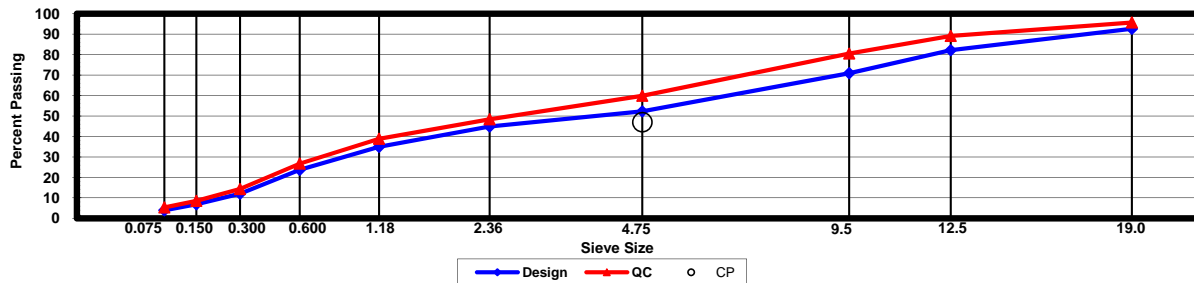
Construction Diary

Relevant Conditions for Construction

Completion Date: July 14, 2009
 24 Hour High Temperature (F): 93
 24 Hour Low Temperature (F): 72
 24 Hour Rainfall (in): 0.00
 Planned Sublot Lift Thickness (in): 2.8
 Paving Machine: Roadtec

Plant Configuration and Placement Details

Component	% Setting
Asphalt Content (Plant Setting)	4.7
78 Opelika Limestone	30.0
57 Opelika Limestone	18.0
M10 Columbus Granite	25.0
Shorter Coarse Sand	27.0
As-Built Sublot Lift Thickness (in):	2.7
Total Thickness of All 2009 Sublots (in):	7.0
Approx. Underlying HMA Thickness (in):	0.0
Type of Tack Coat Utilized:	NTSS-1HM
Target Tack Application Rate (gal/sy):	0.07
Approx. Avg. Temperature at Plant (F):	275
Avg. Measured Mat Compaction:	92.9%



General Notes:

- Mixes are referenced by quadrant (E=East, N=North, W=West, and S=South), section # (sequential) and subplot (top=1);
- The total HMA thickness of all structural study sections (N1-N11 and S8-S12) ranges from 5-3/4 to 14 inches by design;
- All non-structural sections are supported by a uniform perpetual foundation in order to study surface mix performance;
- SMA and OGFC refer to stone matrix asphalt and open-graded friction course, respectively; and
- All liquid asphalt purchased for use in Track reconstruction contained LOF 6500 antistripping additive at a rate of 0.5 percent

Quadrant: S
Section: 10
Sublot: 3

Laboratory Diary

General Description of Mix and Materials

Design Method: WMA
 Compactive Effort: 80 gyrations
 Binder Performance Grade: 67-22
 Modifier Type: Foam
 Aggregate Type: Lms/Sand/Grn
 Design Gradation Type: Fine

Avg. Lab Properties of Plant Produced Mix

Sieve Size	Design	QC
25 mm (1"):	100	99
19 mm (3/4"):	93	94
12.5 mm (1/2"):	84	85
9.5 mm (3/8"):	73	76
4.75 mm (#4):	55	57
2.36 mm (#8):	47	47
1.18 mm (#16):	36	38
0.60 mm (#30):	25	21
0.30 mm (#50):	14	12
0.15 mm (#100):	8	7
0.075 mm (#200):	4.6	5.1
Binder Content (Pb):	4.6	4.7
Eff. Binder Content (Pbe):	4.1	4.2
Dust-to-Binder Ratio:	1.1	1.2
Rice Gravity (Gmm):	2.574	2.553
Avg. Bulk Gravity (Gmb):	2.471	2.448
Avg Air Voids (Va):	4.0	4.1
Agg. Bulk Gravity (Gsb):	2.738	2.715
Avg VMA:	13.9	14.0
Avg. VFA:	71	71

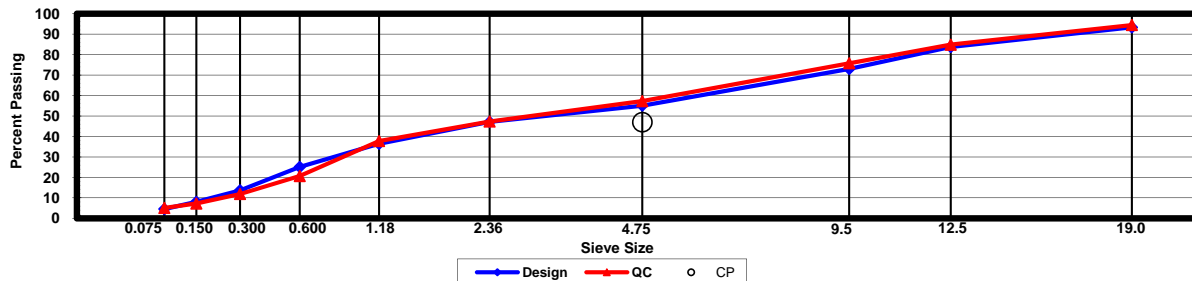
Construction Diary

Relevant Conditions for Construction

Completion Date: July 3, 2009
 24 Hour High Temperature (F): 92
 24 Hour Low Temperature (F): 69
 24 Hour Rainfall (in): 0.00
 Planned Sublot Lift Thickness (in): 3.0
 Paving Machine: Roadtec

Plant Configuration and Placement Details

Component	% Setting
Asphalt Content (Plant Setting)	4.9
78 Opelika Limestone	30.0
57 Opelika Limestone	18.0
M10 Columbus Granite	25.0
Shorter Coarse Sand	27.0
As-Built Sublot Lift Thickness (in):	3.0
Total Thickness of All 2009 Sublots (in):	7.0
Approx. Underlying HMA Thickness (in):	0.0
Type of Tack Coat Utilized:	NA
Target Tack Application Rate (gal/sy):	NA
Approx. Avg. Temperature at Plant (F):	275
Avg. Measured Mat Compaction:	92.3%



General Notes:

- 1) Mixes are referenced by quadrant (E=East, N=North, W=West, and S=South), section # (sequential) and subplot (top=1);
- 2) The total HMA thickness of all structural study sections (N1-N11 and S8-S12) ranges from 5-3/4 to 14 inches by design;
- 3) All non-structural sections are supported by a uniform perpetual foundation in order to study surface mix performance;
- 4) SMA and OGFC refer to stone matrix asphalt and open-graded friction course, respectively; and
- 5) All liquid asphalt purchased for use in Track reconstruction contained LOF 6500 antistripping additive at a rate of 0.5 percent