

Quadrant: S
Section: 6
Sublot: 1

Laboratory Diary

General Description of Mix and Materials

Design Method: Super
 Compactive Effort: 80 gyrations
 Binder Performance Grade: HiMA
 Modifier Type: Kraton
 Aggregate Type: Granite/Sand/RAP
 Design Gradation Type: DGA

Avg. Lab Properties of Plant Produced Mix

Sieve Size	Target	QC
25 mm (1"):	100	100
19 mm (3/4"):	100	100
12.5 mm (1/2"):	100	100
9.5 mm (3/8"):	99	98
4.75 mm (#4):	74	67
2.36 mm (#8):	51	52
1.18 mm (#16):	39	42
0.60 mm (#30):	26	28
0.30 mm (#50):	15	15
0.15 mm (#100):	9	9
0.075 mm (#200):	6.2	5.4
Binder Content (Pb):	5.9	5.8
Eff. Binder Content (Pbe):	5.2	5.0
Dust-to-Eff. Binder Ratio:	1.2	1.1
RAP Binder Replacement (%):	18.4	16.6
RAS Binder Replacement (%):	0.0	0.0
Total Binder Replacement (%):	18.4	16.6
Rice Gravity (Gmm):	2.470	2.459
Bulk Gravity (Gmb):	2.371	2.384
Air Voids (Va):	4.0	3.1
Agg. Bulk Gravity (Gsb):	2.654	2.63
VMA:	16.0	15
VFA:	75	79

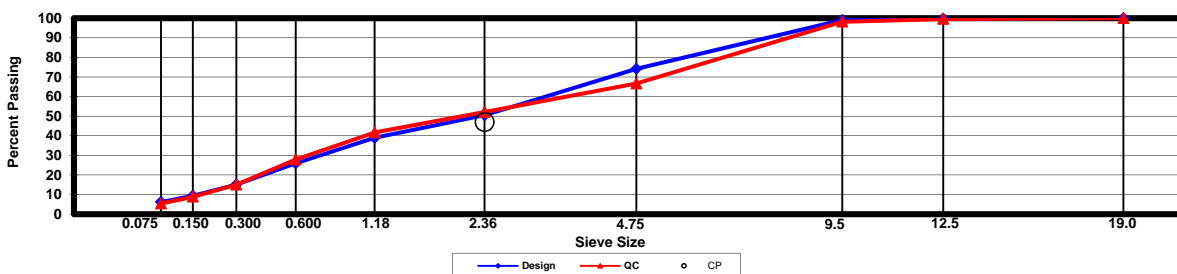
Construction Diary

Relevant Conditions for Construction

Completion Date: July 28, 2015
 24 Hour High Temperature (F): 97
 24 Hour Low Temperature (F): 74
 24 Hour Rainfall (in): 0.00
 Planned Sublot Lift Thickness (in): 1.5
 Paving Machine: Roadtec

Plant Configuration and Placement Details

Component	% Setting
Binder Content (Plant Setting)	5.8
89 Granite	39.0
Coarse Sand	25.0
M10 Granite	16.0
EAP -1/2 RAP	20.0
Evotherm P15	0.5
As-Built Sublot Lift Thickness (in):	1.5
Total Thickness of All New Sublots (in):	6.5
Approx. Underlying HMA Thickness (in):	5.0
Type of Tack Coat Utilized:	NTSS-1HM
Undiluted Target Tack Rate (gal/sy):	0.10
Approx. Avg. Temperature at Plant (F):	340
Avg. Measured Mat Compaction:	91.8%



General Notes:

- References are by quadrant (E=East, N=North, W=West, S=South, L=Lee Rd 159, U=US-280), section #, and sublot (top=1).
- DGA, SMA, & OGFC refer to dense graded asphalt, stone matrix asphalt, & open-graded friction course, respectively.
- Production Gsb estimated using the actual production Gse and the difference between Gse and Gsb in the mix design.

Section and/or Sublot Specific Notes:

NA

Quadrant: S
Section: 6
Sublot: 2

Laboratory Diary

General Description of Mix and Materials

Design Method: Super
 Compactive Effort: 60 gyrations
 Binder Performance Grade: HiMA
 Modifier Type: Kraton
 Aggregate Type: Lms/Sand/Grn/RAP
 Design Gradation Type: DGA

Avg. Lab Properties of Plant Produced Mix

Sieve Size	Target	QC
25 mm (1"):	100	100
19 mm (3/4"):	97	96
12.5 mm (1/2"):	85	86
9.5 mm (3/8"):	65	75
4.75 mm (#4):	49	54
2.36 mm (#8):	44	45
1.18 mm (#16):	35	36
0.60 mm (#30):	22	25
0.30 mm (#50):	12	13
0.15 mm (#100):	7	8
0.075 mm (#200):	4.8	5.0
Binder Content (Pb):	4.6	4.7
Eff. Binder Content (Pbe):	4.1	4.2
Dust-to-Eff. Binder Ratio:	1.2	1.2
RAP Binder Replacement (%):	20.0	17.3
RAS Binder Replacement (%):	0.0	0.0
Total Binder Replacement (%):	20.0	17.3
Rice Gravity (Gmm):	2.562	2.554
Bulk Gravity (Gmb):	2.460	2.468
Air Voids (Va):	4.0	3.4
Agg. Bulk Gravity (Gsb):	2.725	2.72
VMA:	13.9	13
VFA:	71	75

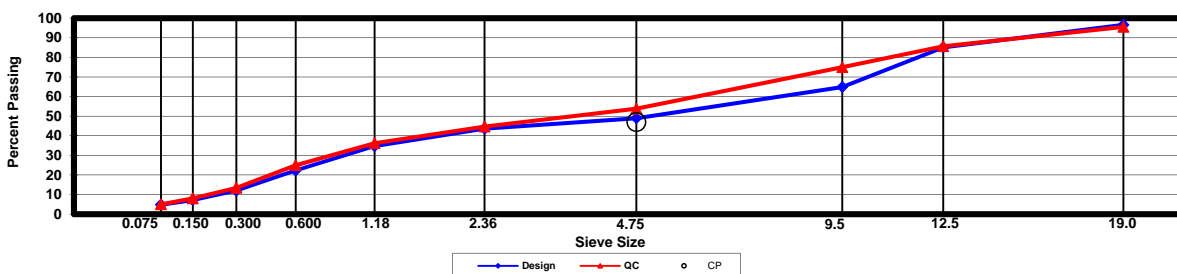
Construction Diary

Relevant Conditions for Construction

Completion Date: July 28, 2015
 24 Hour High Temperature (F): 97
 24 Hour Low Temperature (F): 74
 24 Hour Rainfall (in): 0.00
 Planned Subot Lift Thickness (in): 2.3
 Paving Machine: Roadtec

Plant Configuration and Placement Details

Component	% Setting
Binder Content (Plant Setting)	4.7
78 Limestone	32.0
57 Limestone	17.0
Coarse Sand	23.0
M10 Granite	11.0
EAP -1/2 RAP	17.0
Evotherm P15	0.5
As-Built Sublot Lift Thickness (in):	2.5
Total Thickness of All New Sublots (in):	6.5
Approx. Underlying HMA Thickness (in):	2.5
Type of Tack Coat Utilized:	NTSS-1HM
Undiluted Target Tack Rate (gal/sy):	0.08
Approx. Avg. Temperature at Plant (F):	320
Avg. Measured Mat Compaction:	93.2%



General Notes:

- References are by quadrant (E=East, N=North, W=West, S=South, L=Lee Rd 159, U=US-280), section #, and sublot (top=1).
- DGA, SMA, & OGFC refer to dense graded asphalt, stone matrix asphalt, & open-graded friction course, respectively.
- Production Gsb estimated using the actual production Gse and the difference between Gse and Gsb in the mix design.

Section and/or Sublot Specific Notes:

NA

Quadrant: S
Section: 6
Sublot: 3

Laboratory Diary

General Description of Mix and Materials

Design Method: Super
 Compactive Effort: 60 gyrations
 Binder Performance Grade: HiMA
 Modifier Type: Kraton
 Aggregate Type: Lms/Sand/Grn/RAP
 Design Gradation Type: DGA

Avg. Lab Properties of Plant Produced Mix

Sieve Size	Target	QC
25 mm (1"):	100	100
19 mm (3/4"):	97	97
12.5 mm (1/2"):	85	86
9.5 mm (3/8"):	65	74
4.75 mm (#4):	49	53
2.36 mm (#8):	44	44
1.18 mm (#16):	35	36
0.60 mm (#30):	22	24
0.30 mm (#50):	12	13
0.15 mm (#100):	7	8
0.075 mm (#200):	4.8	5.2
Binder Content (Pb):	4.6	4.6
Eff. Binder Content (Pbe):	4.1	4.1
Dust-to-Eff. Binder Ratio:	1.2	1.3
RAP Binder Replacement (%):	20.0	17.8
RAS Binder Replacement (%):	0.0	0.0
Total Binder Replacement (%):	20.0	17.8
Rice Gravity (Gmm):	2.562	2.574
Bulk Gravity (Gmb):	2.460	2.461
Air Voids (Va):	4.0	4.4
Agg. Bulk Gravity (Gsb):	2.725	2.74
VMA:	13.9	14
VFA:	71	69

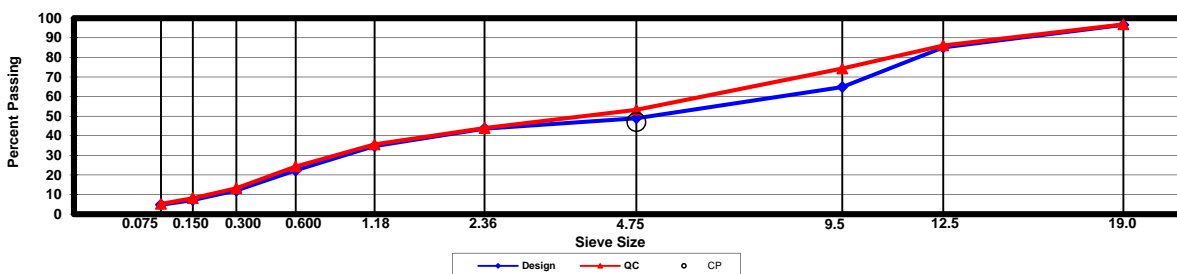
Construction Diary

Relevant Conditions for Construction

Completion Date: July 23, 2015
 24 Hour High Temperature (F): 92
 24 Hour Low Temperature (F): 72
 24 Hour Rainfall (in): 1.06
 Planned Sublot Lift Thickness (in): 2.3
 Paving Machine: Roadtec

Plant Configuration and Placement Details

Component	% Setting
Binder Content (Plant Setting)	4.6
78 Limestone	32.0
57 Limestone	17.0
Coarse Sand	23.0
M10 Granite	11.0
EAP -1/2 RAP	17.0
Evotherm P15	0.5
As-Built Sublot Lift Thickness (in):	2.5
Total Thickness of All New Sublots (in):	6.5
Approx. Underlying HMA Thickness (in):	0.0
Type of Tack Coat Utilized:	NA
Undiluted Target Tack Rate (gal/sy):	NA
Approx. Avg. Temperature at Plant (F):	330
Avg. Measured Mat Compaction:	92.7%



General Notes:

- References are by quadrant (E=East, N=North, W=West, S=South, L=Lee Rd 159, U=US-280), section #, and sublot (top=1).
- DGA, SMA, & OGFC refer to dense graded asphalt, stone matrix asphalt, & open-graded friction course, respectively.
- Production Gsb estimated using the actual production Gse and the difference between Gse and Gsb in the mix design.

Section and/or Sublot Specific Notes:

NA